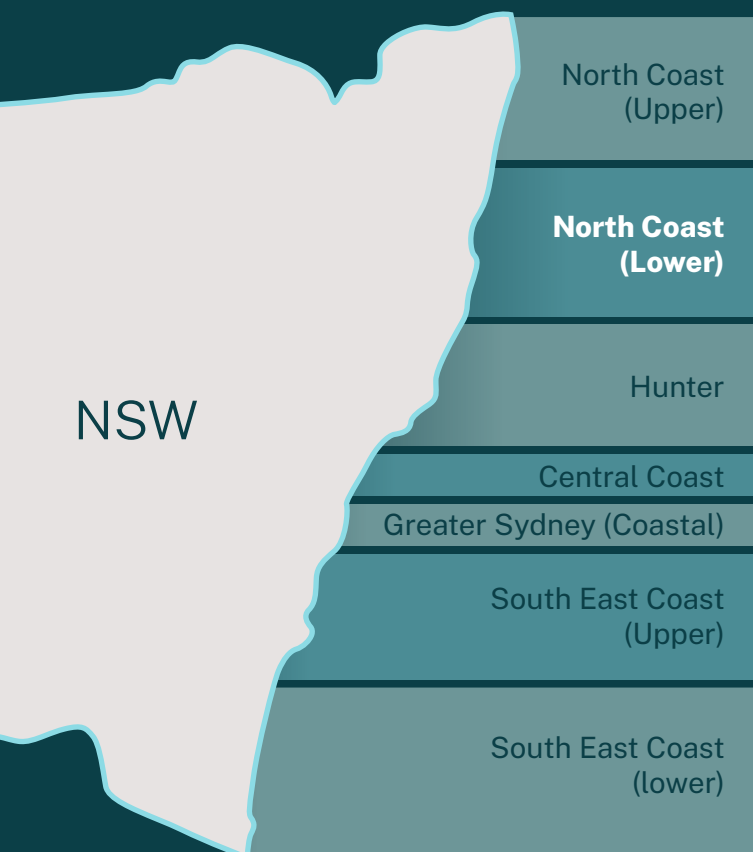


NSW Marine Estate Community Wellbeing Surveys


NSW North Coast (Lower) Region




The NSW Government's Marine Estate Community Wellbeing Surveys provide valuable insight into our coastline from residents, youth and visitors. Using the responses to the surveys, we can track the benefits, threats, and trends in community wellbeing over time.

This fact sheet summarises key findings for the North Coast (Lower) region from Wave 1 of the Community Wellbeing Surveys.

The North Coast (Lower) region of NSW extends to Red Rock in the north and Laurieton in the south and includes Coffs Harbour, Port Macquarie and the Hastings River and sub-catchment.



“We have a beautiful coastline and it would be devastating if this is destroyed over the years. I would hope that our children’s children and their children would get to enjoy it the way we do now.”



“Ever since I was born my dad and me went fishing together. Over the years we have both improved and perfected our hobby. This makes the coast a very sacred place to me.”

Image: Muttonbird Island looking south-west towards Jetty Beach and Coffs Harbour. Location: Coffs Harbour.

Our health. Our coast.

Engaging with the NSW coast provides many wellbeing benefits, including improving our physical and mental health as well as our quality of life.

81% of residents and 93% of youth in our region visit our marine estate at least once per week!



8.7/10

Score is given for how important the NSW coast is in contributing to our quality of life.

Our coast. Our legacy.

Our community considers protecting nature and ensuring that a healthy marine estate can be enjoyed by future generations as important reasons for managing our marine estate (average score of at least 8.6 out of 10 where 10 is ‘very important’).

Our legacy is the coastline we leave behind.



9.1/10

Score is given on the importance of passing on a healthy NSW coast to future generations.

Impacts to our wellbeing.

Impacts to our marine estate.

Of the eleven key threats, those that have the greatest current impact on community experience in our region include:

- litter (6.4 out of 10 where 10 is a ‘severe impact’)
- illegal behaviour or activities (6.1)
- loss of natural habitats (5.9)
- overcrowding (5.6)
- climate change (5.3).

Our region has moderate impact scores for all threats and are mainly similar to the statewide averages.



78%

of residents consider our coastal environment to be in good/very good health.

Scorecard - results

This snapshot summarises the indicators and regional and statewide average scores given by survey respondents to the key questions in the Coastal Residents¹ Survey 2021.

Question/Indicator	Percentage or Average Score	
	North Coast (Lower)	Statewide
Community use of the NSW marine estate		
How often do you visit your local coastal area?	81% at least once per week	64% at least once per week
Top 3 activities undertaken when visiting your local coastal area:		
• Beach going	58% of people	61% of people
• Picnicking, sightseeing, visiting coastal cafes	66% of people	58% of people
• Land-based exercise	68% of people	58% of people
Community perceptions of environmental health		
How would you rate the current health of the natural coastal environment in your local area?	Very good 27% Good 51% Poor 4% Very poor 1%	Very good 27% Good 55% Poor 5% Very poor 1%
Contribution of the NSW marine estate to quality of life		
How important is the NSW coast in contributing to your quality of life? ²	8.7/10	8.3/10
How important is the NSW coast in contributing to the following aspects of your life? ³		
• Emotional and mental health	8.3/10	8.1/10
• Physical health	8.1/10	7.9/10
• Spending time/socialising with family and friends	7.8/10	7.7/10
• Nutritional needs	6.7/10	6.6/10
How much do you agree with the following statements ⁴		
• I take pride in living on the NSW coast	8.6/10	8.3/10
• I feel a personal connection to the NSW coast	8.0/10	7.9/10
• The NSW coast is part of my identity	7.7/10	7.5/10

¹ Coastal residents defined as at least 18 years old, reside in local region and live within 5 kms of the coast

² 0 = Not important at all --> 5 = Neutral --> 10 = Very important

³ 0 = Not important at all --> 5 = Neutral --> 10 = Very important

⁴ 0 = Strongly disagree --> 5 = Neutral --> 10 = Strongly agree

Question/Indicator	Percentage or Average Score	
	North Coast (Lower)	Statewide

Threats and impacts on community experience

How safe do you feel when using the NSW Coast? ⁵	8.4/10	8.1/10
How much of an impact do you think the following aspects currently have on your experience of your local coastal areas in the past 12 months? ⁶		
• Litter on shorelines or in the water	6.4/10	6.7/10
• Illegal behaviours or activities	6.1/10	6.3/10
• Overcrowding	5.6/10	6.3/10
• Climate change	5.3/10	5.9/10
• Loss of natural habitats	5.9/10	5.9/10

Community stewardship of the NSW marine estate

Top reasons why it is important to manage different aspects of the coast? ⁷		
• Pass on a healthy NSW coast to future generations	9.1/10	8.8/10
• Provide a place where people can connect with nature	8.9/10	8.5/10
• Preserve nature –even though it may never be used or seen by humans	8.6/10	8.5/10
Do you feel responsible for helping maintain a healthy NSW Coast? ⁸	8.1/10	7.8/10

⁵ 0 = Strongly disagree --> 5 = Neutral --> 10 = Strongly agree

⁶ 0 = No impact, 1-3 = Minor, 4-6 = Moderate, 7-9 = Major, 10 = Severe impact

⁷ 0 = Not important at all --> 5 = Neutral --> 10 = Very important

⁸ 0 = Strongly disagree --> 5 = Neutral --> 10 = Strongly agree

© State of New South Wales through Regional NSW 2022. You may copy, distribute, display, download and otherwise freely deal with this publication for any purpose, provided that you attribute the Regional NSW as the owner. However, you must obtain permission if you wish to charge others for access to the publication (other than at cost); include the publication in advertising or a product for sale; modify the publication; or republish the publication on a website. You may freely link to the publication on a departmental website.

Disclaimer - The information contained in this publication is based on knowledge and understanding at the time of writing (December 2022) and may not be accurate, current or complete. The State of New South Wales (including the Regional NSW), the author and the publisher take no responsibility, and will accept no liability, for the accuracy, currency, reliability or correctness of any information included in the document (including material provided by third parties). Readers should make their own inquiries and rely on their own advice when making decisions related to material contained in this publication.

18064-3/23



The complete reports can be found at
marine.nsw.gov.au

W: marine.nsw.gov.au
E: contact.us@marine.nsw.gov.au

Photo Credits - Cover: jeayesy – stock.adobe.com. Page 2: Aerometrex-stock.adobe.com